

IMPORTANT INFORMATION

- Do not keep the doll in bath water, salt water or chlorinated pool water for long periods of time as discoloration or bleaching to her skin and/or accessories may occur.
- Do not apply any make-up or skin care products (like sunscreen) to the doll.
- When bathing, use only cold or lukewarm water and mild soap products such as those used for children.
- Remove all moisture from the doll before storing.
- Keep long hair and loose clothing (like shoestrings) away from the doll's moving arms, legs and neck.

SAFE BATTERY USAGE

- Use alkaline batteries for best performance and longer life.
- Use only the type battery recommended for the unit.
- Batteries should be replaced only by an adult.
- Insert batteries with the correct polarity (+ and -).
- Do not mix old and new batteries.
- Do not mix alkaline, standard (carbon-zinc), or rechargeable batteries.
- Do not short-circuit batteries.
- When not used for an extended time, remove batteries to prevent possible leakage and damage to the unit.
- Do not mix rechargeable and non-rechargeable batteries.
- Rechargeable batteries are to be removed from the toy before charging.
- Rechargeable batteries are to be recharged only under adult supervision.
- Do not recharge non-rechargeable batteries.
- Exhausted batteries are to be removed from the toy.
- Do not dispose of batteries in fire as they may leak or explode.



'Let's care for the environment!'

The wheelie bin symbol indicates that the product must not be disposed of with other household waste. Please use designated collection points or recycling facilities when disposing of the item. Do not treat old batteries as household waste. Take them to a designated recycling facility.

Please keep this manual as it contains important information.



1017-1-E/INT

© Zapf Creation AG
Baby born® is an internationally registered trademark of Zapf Creation AG.
Manufactured and distributed under license by MGA Entertainment, Inc.
16300 Roscoe Blvd.
Van Nuys, CA 91406 U.S.A.
(800) 222-4685
Printed in China

MGA Entertainment UK Ltd.
50 Presley Way
Crownhill
Milton Keynes, MK8 0ES
Bucks, UK
+ 0800 521 558

Visit www.mgae.com
to register your product
and to enter our sweepstakes
(No purchase necessary)

The preferred method of contact for Customer Service is through our e-mail contact form at www.mgae.com



Mommy, Look I Can Swim!™



WARNING:
CHOKING HAZARD—Small parts.
Not for children under 3 years.

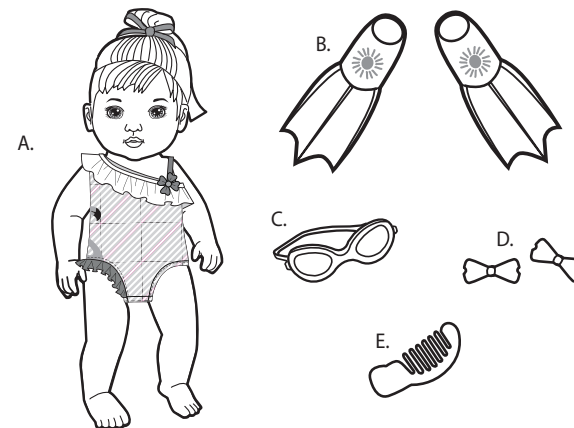
Ages 3+

915994 / 916137 / 916182

ADULT SUPERVISION AND BATTERY INSTALLATION REQUIRED

CONTENTS

- A. 1 BABY born® Mommy, Look I Can Swim!™ Doll with Swim Suit
- B. 1 Pair of Flippers
- C. 1 Pair of Swim Goggles
- D. 2 Hair Clips
- E. 1 Comb



Illustrations are for reference only. Styles may vary from actual contents.

IMPORTANT NOTE ABOUT INSTALLING OR REPLACING BATTERIES

If moisture enters the battery compartment it may irreparably damage the doll. Be sure to:

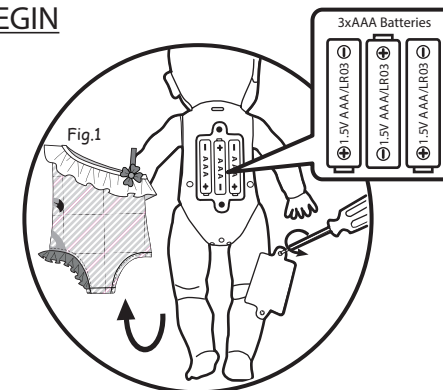
- Dry BABY born® thoroughly before opening the battery compartment.
- Dry the inside of the battery compartment with a towel if needed.
- Install the new batteries as instructed.
- The toy is to be operated in water only when fully assembled in accordance with the instructions.
- Do not use any form of heat such as a blow dryer, curling iron, crimper, etc., on the doll's hair.

BEFORE YOU BEGIN


An adult must install batteries. Here's how:

1. Remove the baby's outfit.
2. Using a Phillips screwdriver (not included), remove the screws and battery compartment cover.
3. Install three (3) 1.5V AAA alkaline batteries (not included) making sure that the (+) and (-) ends face the proper direction as indicated inside the compartment. (Fig. 1)
4. Replace the compartment cover and tighten the screws securely to ensure a watertight seal.
5. Replace BABY born's outfit.

She is now ready to go swimming!



SWIMMING WITH BABY born®

 **WARNING:** Constant, competent adult supervision is REQUIRED when children are playing around water.

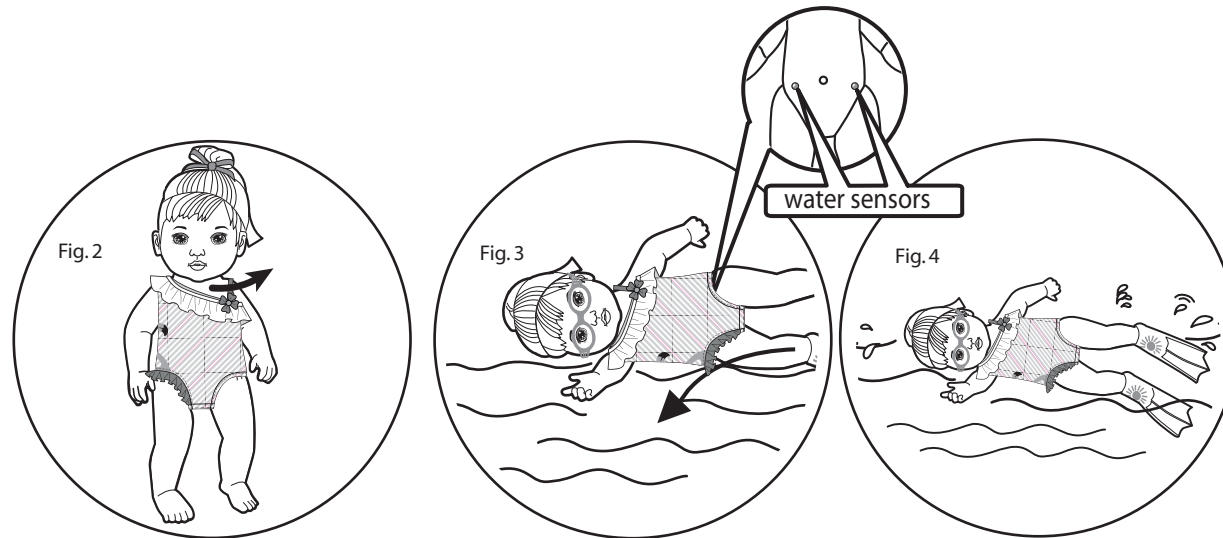
Your BABY born® - Mommy, Look I Can Swim! doll is waterproof. You can take her in the water with you! If you do, here are some tips to keep BABY born® happy and healthy.

- First use the hair tie to style her hair into a tight ponytail as in Fig. 2. This will make it easier to turn her head without the hair interfering with her neck area.
- Keep the hair in the ponytail while the doll is in the water. It will keep her hair from getting saturated with water, causing longer drying time.
- When doll is removed from the water, wrap a towel or paper towel around the ponytail and squeeze to remove the excess water. DO NOT rub. Comb through the hair and let it air dry.

SWIMMING:

1. Remove the doll's hair clips and put on her swim goggles.
2. Move the doll's head to the side. (Fig. 2)
3. Position her arms in a swimming pose with one arm forward and one arm backward and gently place her into the water tummy-first.
As soon as the water touches the sensors on her tummy, her arms will move and her legs will begin to kick. (Fig. 3)
4. Let go of the doll and she will swim by herself! (Fig. 4)

NOTE: For best results, hold the doll's lower body underwater until all of the air bubbles disappear from the hole in her back. This will help keep her balanced while swimming.




DRYING OFF BABY born®

IMPORTANT: After play, drain excess water from the opening on the doll's back, dry thoroughly and bring indoors. Prolonged exposure to sunlight will cause damage to the doll.

If the doll's skin looks dirty, wipe with a clean, damp cloth. Do not use abrasive cleaning solutions or other harsh chemicals. Leave her in a well-ventilated space to dry.

SAFETY INSTRUCTIONS

 **WARNING:** Constant, competent adult supervision is REQUIRED when children are playing around water.

 **WARNING:** BABY born® DOLL IS NOT TO BE USED AS A FLOTATION DEVICE.

- DO NOT allow children to play in water that is near an electrical source or apparatus.
- DO NOT leave BABY born® near an electrical source or apparatus when wet.
- NEVER use any of BABY born's accessories with a real baby!
- Please follow all instructions in this manual when playing with BABY born® in water.
- Be sure to clean BABY born® after going in the water.
- DO NOT place BABY born® in extremely hot or extremely cold water.
- Not recommended for outdoor use.
- If BABY born® will not be played with for extended period of time, remove the batteries to prevent possible corrosion and damage to the toy.